


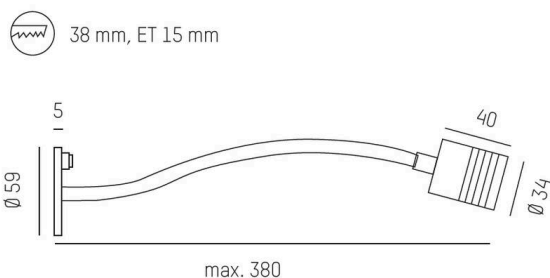
MOTUS

56-53012ng2

MOTUS LONG WR RECESSED WALL LUMINAIRE made of aluminium, satined chrome, high quality glass lens beam 60°, light output direct, tilting 360°, without converter, max. 500mA, dimmability: see converter, IP20



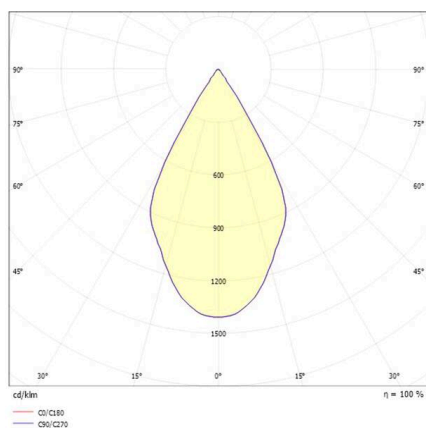
SKETCH



TECHNICAL DETAILS

Light source	LED 2W
System performance [W]	2
Luminous flux [lm]	160
Current sec. [mA]	500
Colour temperature	3000K
CRI	>90
Optics	high quality glass lens
Converter	without converter
Dimmability	see converter
Light emission area	direct
Beam angle	60°
Length [mm]	380
Diameter [mm]	59
Ceiling cutout [mm]	38
Mounting depth [mm]	15
IP protection class	IP20
IP protection class	protection cl. III
Material	aluminium
Colour of body	satined chrome
Lifetime [h]	50 000
Energy efficiency class	E
Net weight [kg]	0.25
EAN number	9010506372397

LIGHT DISTRIBUTION CURVE



Energy label



The values are rated values. Power and luminous flux are initially subject to a tolerance of +/- 10%.
 Colour temperature tolerance: +/- 150 K. The values apply to an ambient temperature of 25°C unless otherwise specified.