



BEN

472-0050890003004

BEN ROUND W SURFACE MOUNTED WALL LUMINAIRE made of aluminium, grey, similar to RAL 9006, light output direct / indirect, with converter, max. 400mA, dimmability: not dimmable, IP65



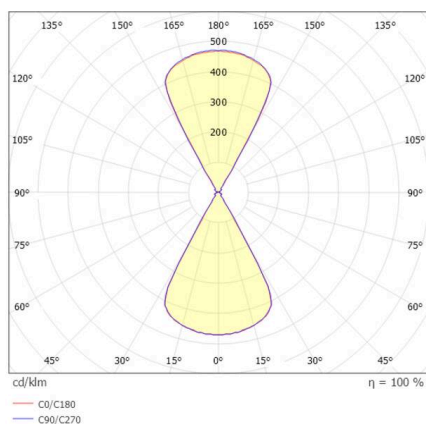
SKETCH



TECHNICAL DETAILS

Light source	LED
System performance [W]	9
Luminous flux [lm]	360
Current sec. [mA]	400
Colour temperature	3000K
CRI	>90
Converter	with converter
Dimmability	not dimmable
Light emission area	direct / indirect
Voltage	220-240V 50/60Hz
Length [mm]	250
Width [mm]	90
Height [mm]	95
Protrusion [mm]	95
IP protection class	IP65
IP protection class	protection cl. I
Material	aluminium
Colour of body	grey
RAL	9006
Lifetime [h]	L80 B10 20 000
Energy efficiency class	E
Net weight [kg]	2.00
EAN number	9010506130799

LIGHT DISTRIBUTION CURVE



Energy label



The values are rated values. Power and luminous flux are initially subject to a tolerance of +/- 10%.
Colour temperature tolerance: +/- 150 K. The values apply to an ambient temperature of 25°C unless otherwise specified.