


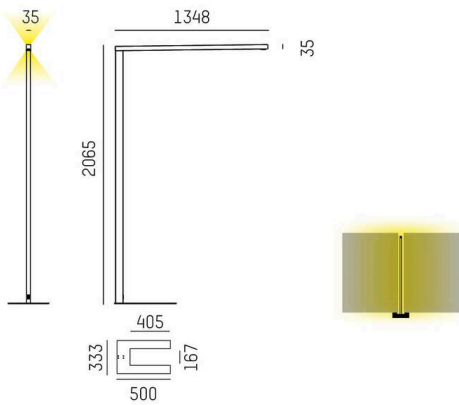
LENS

646-21002052408m

LENS SHORT DOUBLE F FLOOR LAMP made of die-cast aluminium, natural anodised, similar to RAL 9006, lens optic with anti-glare grid beam for double workplace, light output direct / indirect, UGR <16, with converter, max. 525mA, dimmability: motion swarm, with motion detector, day light control and swarm function, cable black, IP20 out of the box mode - with activated daylight control and motion detection



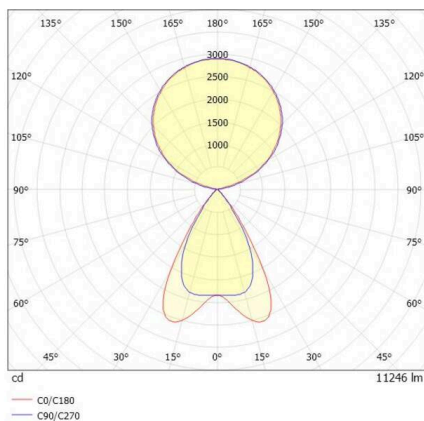
SKETCH



TECHNICAL DETAILS

| | |
|---------------------------|--|
| Light source | LED |
| System performance [W] | 90 |
| Luminous flux [lm] | 11246 |
| Current sec. [mA] | 525 |
| Colour temperature | 4000K |
| CRI | >80 |
| UGR | <16 |
| Optics | lens optics with glare control louvre |
| Converter | with converter |
| Dimmability | motion swarm |
| Light emission area | direct / indirect |
| Beam angle | for double workplace |
| Voltage | 220-240V AC/DC |
| Motion detector | with motion detector, day light control and swarm function |
| Length [mm] | 1348 |
| Width [mm] | 35 |
| Height [mm] | 2065 |
| IP protection class | IP20 |
| IP protection class | protection cl. I |
| IK value | IK05 |
| Material | die-cast aluminium |
| Colour of body | aluminium anodised |
| RAL | 9006 |
| Cable | black |
| Lifetime [h] | L80 B10 50 000 |
| Energy efficiency class | E |
| Number of luminaires B16A | 18 |
| Net weight [kg] | 11.79 |
| EAN number | 9010506848823 |

LIGHT DISTRIBUTION CURVE



Energy label



The values are rated values. Power and luminous flux are initially subject to a tolerance of +/- 10%. Colour temperature tolerance: +/- 150 K. The values apply to an ambient temperature of 25°C unless otherwise specified.