


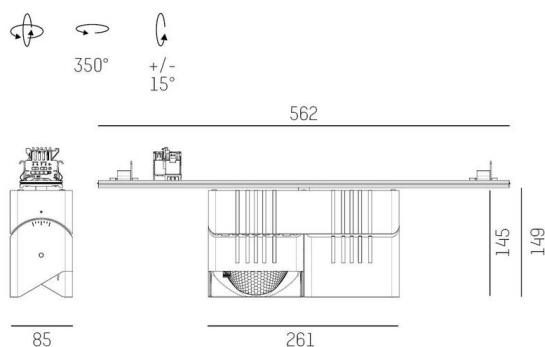
TRAIL

610-1352031247660

TRAIL ARTIS 2 MATRIX MOUNTING RAIL LIGHT INSERT made of aluminium, black, similar to RAL 9005, high-efficiently vacuum deposited synthetic reflector beam double asymmetric, light output direct, swiveling 350°, tilting 30°, with converter, max. 1050mA, dimmability: not dimmable, through wiring 7-polig, adapter/ceiling base black, IP20 with the option of attaching the Lightguider for lighting the 3rd level and 3-level electrically adjustable floor matrix



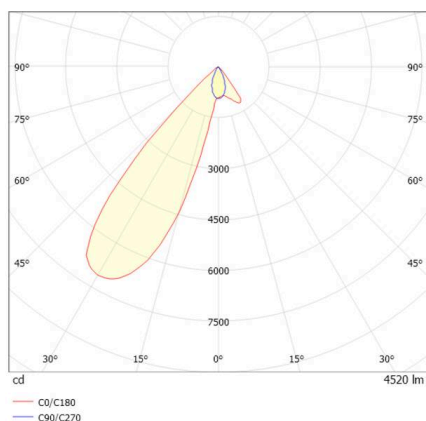
SKETCH



TECHNICAL DETAILS

Light source	LED
System performance [W]	80
Luminous flux [lm]	9040
Current sec. [mA]	1050
Colour temperature	3500K
CRI	PREMIUM >90
Optics	vacuum deposited synthetic reflector
Converter	with converter
Dimmability	not dimmable
Light emission area	direct
Beam angle	double asymmetric
Voltage	220-240V 50/60Hz
Through wiring	7-polig
Length [mm]	564,9
Width [mm]	85
Height [mm]	149
IP protection class	IP20
IP protection class	protection cl. I
Material	aluminium
Colour of body	black
RAL	9005
Colour of adapter / ceiling base	black
Lifetime [h]	L80 B10 50 000
Energy efficiency class	D
Number of luminaires B16A	12
Net weight [kg]	2.75
EAN number	9010870133297

LIGHT DISTRIBUTION CURVE



Energy label



The values are rated values. Power and luminous flux are initially subject to a tolerance of +/- 10%.
Colour temperature tolerance: +/- 150 K. The values apply to an ambient temperature of 25°C unless otherwise specified.