


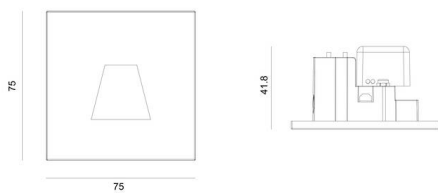
**WALL 68R**

**222-00004**

WALL 68R RECESSED WALL LUMINAIRE made of aluminium, black, similar to RAL 9005, beam asymmetric, light output direct, with converter, dimmability: on/off Multilumen, through wiring 3x1,5mm<sup>2</sup>, IP20



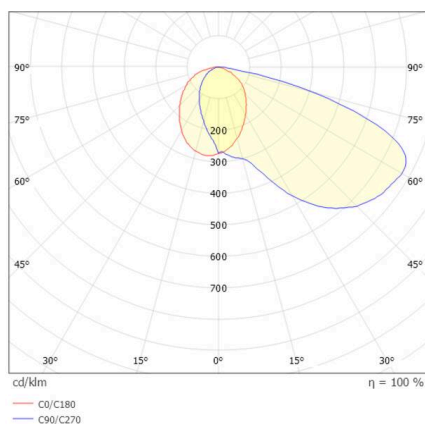
**SKETCH**



**TECHNICAL DETAILS**

Light source	LED
System performance [W]	4
Luminous flux [lm]	110
Colour temperature	2700K/3000K/4000K
CRI	>90
Converter	with converter
Dimmability	on/off Multilumen
Light emission area	direct
Beam angle	asymmetric
Voltage	220-240V 50/60Hz
Through wiring	3x1,5mm <sup>2</sup>
Length [mm]	75
Width [mm]	75
Height [mm]	42,1
Ceiling cutout [mm]	68
Mounting depth [mm]	60
IP protection class	IP20
IP protection class	protection cl. I
IK value	IK02
Material	aluminium
Colour of body	black
RAL	9005
Energy efficiency class	F
Number of luminaires B16A	56
Net weight [kg]	0.15
EAN number	9010870324800

**LIGHT DISTRIBUTION CURVE**



Energy label



The values are rated values. Power and luminous flux are initially subject to a tolerance of +/- 10%.  
Colour temperature tolerance: +/- 150 K. The values apply to an ambient temperature of 25°C unless otherwise specified.