



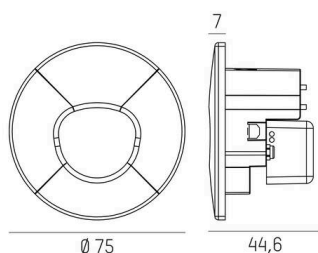
**WALL 68R**

**222-00085**

WALL 68R SINA RECESSED WALL LUMINAIRE made of aluminium, white, similar to RAL 9003, transparent glass beam asymmetric, light output direct, with converter, dimmability: on/off Multilumen, IP20



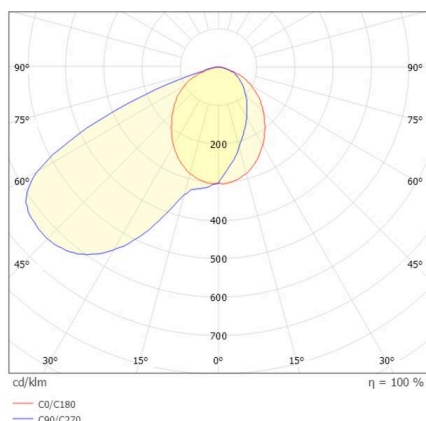
**SKETCH**



**TECHNICAL DETAILS**

Light source	LED
System performance [W]	4
Luminous flux [lm]	140
Colour temperature	2700K / 3000K / 4000K
CRI	>90
Optics	transparent glass
Converter	with converter
Dimmability	on/off Multilumen
Light emission area	direct
Beam angle	asymmetric
Voltage	220-240V 50/60Hz
Height [mm]	44,6
Diameter [mm]	75
Ceiling cutout [mm]	68
Mounting depth [mm]	45
IP protection class	IP20
IP protection class	protection cl. I
IK value	IK04
Material	aluminium
Colour of body	white
RAL	9003
Energy efficiency class	F
Number of luminaires B16A	56
Net weight [kg]	0.16
EAN number	9010870451698

**LIGHT DISTRIBUTION CURVE**



Energy label



The values are rated values. Power and luminous flux are initially subject to a tolerance of +/- 10%.  
Colour temperature tolerance: +/- 150 K. The values apply to an ambient temperature of 25°C unless otherwise specified.